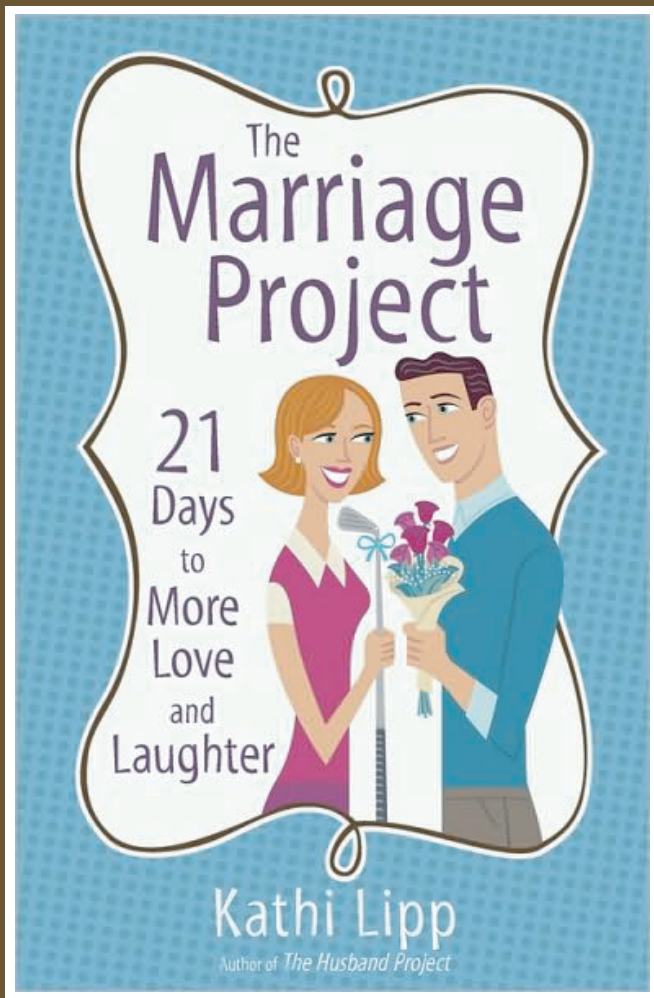


A Leader's Guide to....



Dear Leader,

First off, let me thank you for being the point person to lead **The Marriage Project** for your group. By doing the projects contained in the book, you will see changed men, women, and marriages!

Now, let me put your mind at ease. This will be the easiest “project” you have ever led for your group. There aren’t forms you need to fill out, reports to send in, or boxes to check. It seems amazing that these little projects, done as a group, could have such a lasting and life changing results. Just spend a bit of time setting the wheels in motion, and then watch as your women bless their husbands and each other.

You can use this leadership packet either as a complete meeting, or as an add-on to a meeting you already have scheduled (perhaps if you have a speaker come in or some other activity.)

As a leader, I understand that one of your biggest challenges is finding great activities for group that are fun, engaging, and add value to their lives. I developed **The Marriage Project**, and this leadership guide just for that purpose – an activity that will directly affect the lives of your women, and their families.

I have included several articles and activities for you to copy and use in your group. Feel free to use these as hand outs, put in your newsletter, or e-mail to your groups.

If you have other ideas of activities, crafts, discussion questions, or more ways to love your project on purpose, please e-mail us at info@projectsforyoursoul.com. We may post your idea on our website or use it in a future book.

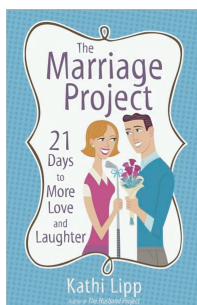
Finally, if you are interested in having me come and speak to your group, e-mail my office at info@projectsforyoursoul.com. I would love to come and hang out with you. (Plus, we can make it a lot of fun.) You can find out more about me and my ministry at www.projectsforyoursoul.com

If you have any questions, feel free to contact me. Our office is always here, ready to help!

Kathi Lipp

Author of **The Marriage Project**

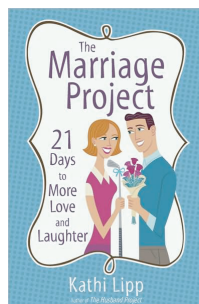
info@projectsforyoursoul.com (800)969-1603



After you pick a date to launch **The Marriage Project**, the next steps are pretty easy:

At least four weeks before the launch date (really, as soon as possible):

- *Copy the enclosed **The Marriage Project** flyer to let the women know what is coming up.* This is how you can let them know all the vitals—what the cost of the book will be, how they can order it (through you, Amazon, etc.)
- *Order **The Marriage Project** Books* – Order directly from our website www.projectsforyoursoul.com and not only will you receive the books at a great discount, but also a “My Husband is a Hottie” bookmark for each book ordered. Order more than 20 books, and receive one free copy of the book for the leader (that’s you)!
- *Have members of your group sign up for our email newsletter* at www.ProjectsForYourSoul.com to get more ideas about **The Marriage Project** and for some great opportunities to win prizes.
- *Make sure, as a leader, that you have a chance to read the book* (it’s a quick read, I promise!) to get the general idea and understand the terminology of The Marriage Project.



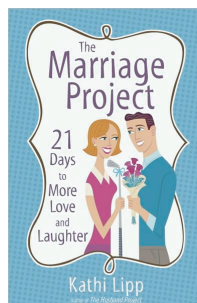


Sign Up Sheet for The Marriage Project

Keep track of the couples who will be doing the project in your group.

Use this sign up sheet to:

- Preorder copies of **The Marriage Project**
- Create an e-mail list of all your participants to keep them in the loop about all that your group is doing to encourage them in The Project (babysitting nights, accountability groups, group activities)
- Use that e-mail list to encourage to send e-couragements to inspired your women to keep going during those three weeks.



The Project is Coming...

Do you want to :

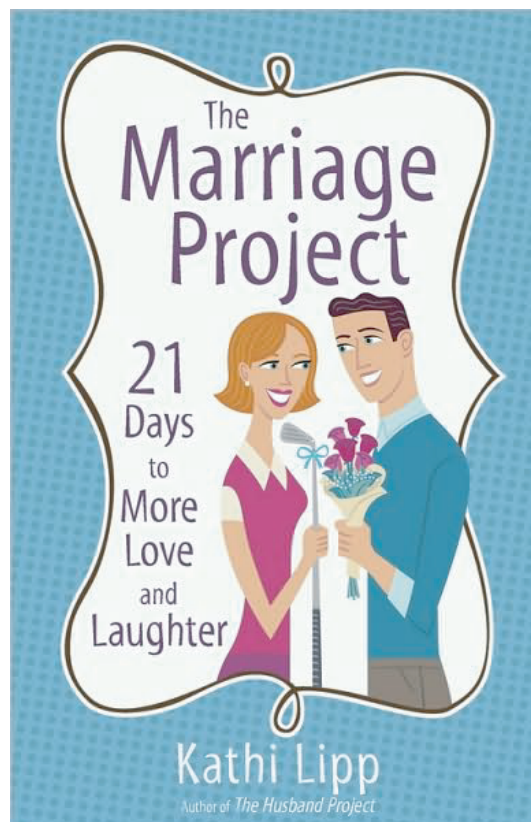
Return fun and flirting to your marriage?

Boost your spouse's belief in his/herself?

Meet your spouse's unspoken emotional needs?

And have a whole lot of fun with your friends at the same time?

Then it's time for The Project!

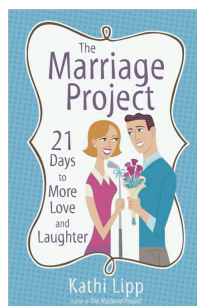




Icebreaker Questions

You don't have to use all of these questions. Pick one for your first meeting, maybe one for the next.

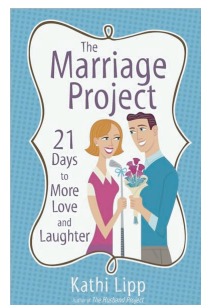
Use one of the questions to get your women to open up—just a little—about their marriage and get the ball rolling.





Icebreaker Questions

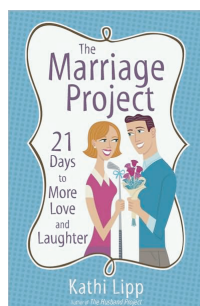
- Describe your favorite date with your spouse before you got married.
- If your spouse had one hour of uninterrupted time with you, what would he/she want to do?
- Describe your spouse's perfect date?





21 Projects for Anyone in Your Life

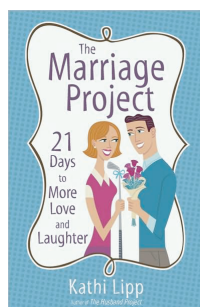
- Do a Drive-By—Leave a note under their windshield wiper with a bit of encouragement or a Bible verse that would be meaningful. Bonus—how happy will they be when they realize it is not a parking ticket?!? (If your Project isn't a licensed driver, put the note in their backpack or room.)
- Tell your Project what first made you want to hang out with them: was it their sense of humor, the way they cared for their little sister, the grace they showed others at work? Let them know how much that meant to you then, and now.
- Look in magazines or on the web for an article that your Project would be interested in. Clip it out or e-mail it with a note—"just thought you would find this interesting..."
- Pray for your Project – find out their schedule and challenges for the day and put a post-it note wherever you'll best be reminded to pray throughout the day.
- Find a picture of the two of you that you really love. You can either give or e-mail a copy to your Project and let them know how happy the picture makes you feel.
- Brag on your Project. Make sure someone else in your Project's life knows how special they are to you. Brag to their boss, their mom, their kids or their friends.
- Make sure that your Project's birthday is on every calendar at your home or office. This year, you will remember to send a card or gift in time!





21 Projects for Anyone in Your Life

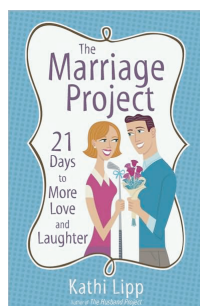
- Buy a bag of your Project's favorite bite-sized candies. Leave the treats in surprising places (coat pockets, desk drawers).
- Make a list of 10 reason you love your Project. Leave it somewhere that they will find it.
- Do a chore that your Project hates. It could be anything from putting gas in their car to emptying their waste basket if you work together.
- Send an e-mail encouraging them in some way today.
- Let your Project know what you admire about them physically. Is it their hair color, their eyes, or even the way they dress.
- Buy a gift card for your Project. It can be as simple as \$5 for coffee. Write a little note along with it to let them know why they deserve a break today.
- Post-it. Leave a little note somewhere that they will find it. Keep it brief (five words or less) to give them a short-and-sweet boost.
- What is one of your Project's favorite foods. Today is the day to make that happen. Whether you have to make it, bake it, or take it (out) make sure they get some today.
- Pray for your Project's other relationships. Is there one that is strained or distant. Pray silently and often throughout the day for that person.





21 Projects for Anyone in Your Life

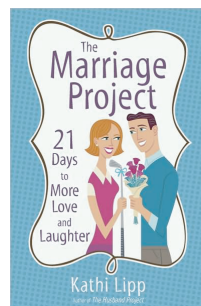
- Be a resource. Find or purchase a resource for your Project. If they are into knitting, maybe it is a new magazine or a small gift card to a local shop.
- The gift of time. Would your Project like to take a walk with you, but you are always too tired or too busy. Today is the day to strap on those walking shoes—or go for a Starbucks run, or go see that chick flick she has been dying to see.
- How creative can you be for five bucks? It's time to find out because that is all you have to bless your Project today. Maybe it is buying a cute plate at the dollar store and topping it with homemade brownies. Or five dollars of grocery store flowers that you turn into a charming small bouquet (arranged in a shabby chic tea cup).
- Time to take something off your Project's to do list. Take their dry cleaning in or pack their lunch for the next day.
- OK—an e-card may not be the most thoughtful thing to send someone on a special day (just ask any wife who has re-ceived one on a 10th anniversary...) but they are perfectly acceptable for a not-so-important-day. You can find some fun cards at Hallmark.com
- Pray once again—this time for your relationship. Spend one minute thanking God for all He is teaching you though your Project.

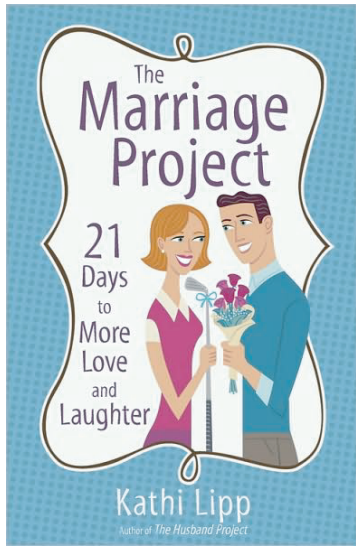




Discussion Questions

1. What is your biggest challenge in dating your spouse? Money? Time? Energy? His/her attitude? Your attitude?
2. Describe the last time your spouse knew you were proud of him/her. How did you let him/her know, and how did he/she react?
3. On a scale from 1-10, what is the “fun-factor” in your marriage? Is it increasing or decreasing?
4. What is one way that you can encourage your spouse before the end of the day today?





Use this
calendar
to plan:

Date Nights
Special Treats
Babysitters
Accountability Times
Coffee Dates

For more fun
ideas check out
the website at
ProjectsForYourSoul.com

The Marriage Project

SUNDAY

MONDAY

TUESDAY

WEDNESDAY

THURSDAY

FRIDAY

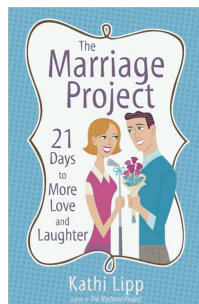
SATURDAY



Post-it Sized Encouragements

These are 21 encouragements that husband and wives can use to leave notes around the house to encourage their spouses.

Your group can do this as an activity (you provide the cute Post-its—hearts, stars etc.—the women provide the flirting) or this can be a take home sheet.



Post-it Sized Encouragements

- Praying for you today.
- Those jeans are really working for you...
- I love you.
- You are the best dad/mom!
- You're the kind of husband/wife that makes the other wives/husbands jealous.
- You rock my world!
- Can't wait to see you tonight – meet me in our room...
- Thanks for working hard to provide for us. I appreciate all that you do.
- You make me feel so important.
- I thank God for you everyday.
- How did I get so lucky, being married to a guy/girl like you?
- You're great!
- You make everyday more fun.
- Have a great day.
- You're hot!
- I feel so safe with you.
- Smart and good looking – I've got the whole package in you!
- You can be very distracting, you know...
- Our kids are so blessed to have a dad/mom like you.
- That smile I wear – it is all because of you.
- God have blessed me in big ways by letting me be your husband/wife.

